



FUND FACTS

Ticker Symbol	XXX
Company	Cyber Hornet Trust
CUSIP	45407J409
Exchange	Nasdaq
Benchmark	S&P 500® & XRP 75/25 Blend Index
Index Inception	06.12.2023
Fund Inception	01.30.2026
Number of Holdings	444
Weighting Method	Market Cap Weighting
Rebalance 75/25	Monthly
Morningstar Category	US Fund Misc. Allocation
Operating Expense Ratio	0.95%
Advisor	CYBER HORNET ETFs
Portfolio Manager	Michael G. Willis
Manager Tenure	05.01.2006
Fund Tenure	Since Inception
Net Assets	\$470,980
Dividends Schedule	Quarterly
Distributor	Foreside Fund Services, LLC
Administrator	U.S. Bank
Custodian	U.S. Bank



LEAD PORTFOLIO MANAGER
Michael G. Willis

19 years Mutual Fund Portfolio Management Experience.

Michael Willis has been the Lead Portfolio Manager of XXX since its inception in 2026.

As the portfolio manager for the Fund, Mr. Willis is responsible for the day-to-day management of the Fund's portfolio.

Mr. Willis has also served as President of CYBER HORNET TRUST since 2006.

FUND OBJECTIVE

CYBER HORNET S&P 500® and XRP 75/25 Strategy ETF seeks to replicate, before fees and expenses, the total return of the S&P 500® and XRP Index 75/25 Blend Index (the "Index"), an index by Standard & Poor's. XXX invests in XRP.

REBALANCING

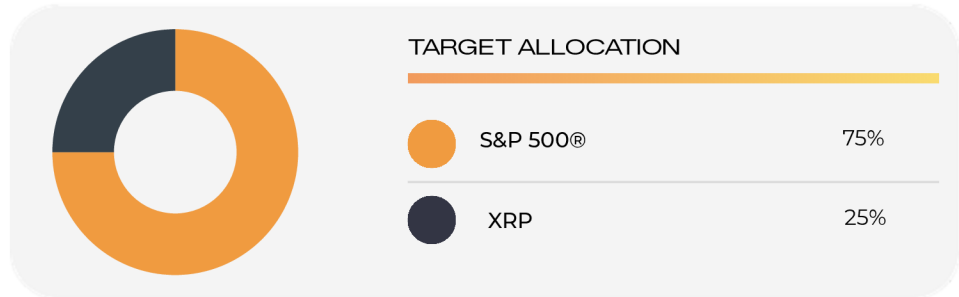
XXX offers a blended portfolio of the S&P 500® (75%) and XRP (25%) and Rebalances to give S&P 500® investors exposure to the high risk/return potential of XRP while seeking to lower the volatility of holding XRP directly.

S&P 500®

The S&P 500®, created in 1957 as the first U.S. market-cap-weighted stock market index, is widely regarded as the best single gauge of large-cap U.S. equities, comprising 500 leading companies across major industries and covering approximately 80% of available market capitalization, and today serves as the basis for many listed and over-the-counter investment instruments worldwide.

XRP

XRP, launched in 2012 as the native digital asset of the XRP Ledger, is widely regarded as a leading cryptocurrency for fast and low-cost cross-border payments, settling transactions in three to five seconds through its energy-efficient consensus protocol rather than traditional mining, and today serves as a bridge currency for financial institutions and a foundation for global payment solutions and tokenized asset applications worldwide.



Total Returns as of 03/31/2026*	1-Mo	YTD	S.I.
CYBER HORNET S&P 500® & XRP 75/25 Strategy ETF (XXX) - NAV	-4.15%	-10.85%	-10.85%
CYBER HORNET S&P 500® & XRP 75/25 Strategy ETF (XXX) - MKT	-4.36%	-10.92%	-10.92%
S&P 500® & S&P XRP Index 75/25 Blend Index	-3.98%	-10.11%	-9.03%
S&P 500® Index	-4.98%	-6.10%	-6.10%

*Returns for periods of less than one year are cumulative. All other returns are average annualized returns. Fund Inception Date: 01.30.2026.

Performance data quoted represents past performance, which is not a guarantee of future results. Current performance may be lower or higher than the performance quoted. The principal value and investment return of an investment will fluctuate so that your shares, when redeemed, may be worth more or less than their original cost. You can obtain performance data current to the most recent month-end by calling 844.BTC.ETFs (844.282.3837) or CyberHornets.com.

Total return measures net investment income and capital gain or loss from portfolio investments. All performance shown assumes reinvestment of dividends and capital gains distributions. Returns for periods greater than one year are annualized. Shares are bought and sold at market price, not net asset value (NAV). Market returns are based upon the midpoint of the bid/ask spread at 4:00 p.m. Eastern time. NAV represents the value of each share's portion of the fund's underlying assets and cash at the end of the trading day. Your returns may differ if you traded shares at other times.



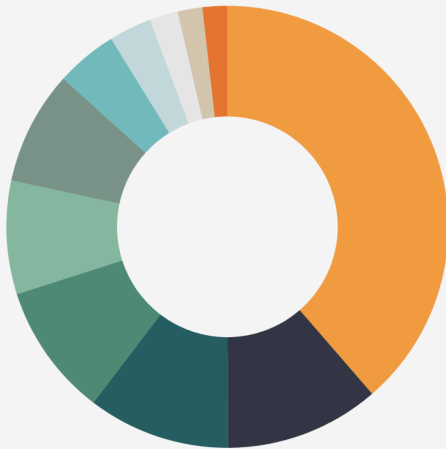
CYBER HORNET S&P 500® & XRP 75/25 Strategy ETF



CYBER HORNET ETFs

As of 03/31/2026

SECTOR BREAKDOWN*

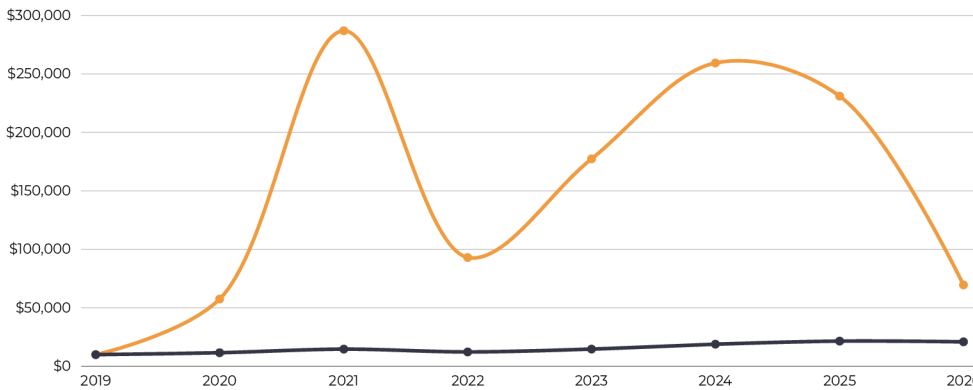


Information Technology	32.9%
Financials	12.6%
Communication Services	10.3%
Consumer Discretionary	9.9%
Health Care	9.5%
Industrials	9%
Consumer Staples	5.3%
Energy	4%
Utilities	2.1%
Materials	2.1%
Real Estate	2%

S&P 500® INDEX CHARACTERISTICS

# of Constituents	503
Largest S&P 500® Company	\$4.2T
Smallest S&P 500® Company	\$5.2B
Median Total Market Cap	\$39B
Weight Largest Constituent	7.6%
Weight Top 10 Constituents	36.5%

A \$10,000 investment into XRP on 12/31/2019 through 03/31/2026 would have grown to \$69,574. Sourced from Bloomberg - Historical Data**



XRP
\$69,574

S&P 500® Index
\$23,153

*S&P 500® Index and S&P XRP Spot 75/25 Blend Index (Custom) <https://www.spglobal.com/spdji/en/indices/digital-assets/sp-500-and-sp-xrp-spot-75-25-blend-index-custom/#overview> XXX is Distributed by Foreside Fund Services, LLC.
**This is a hypothetical illustration which shows the growth of \$10,000 and does not include fees, nor does it represent any actual investment. Past performance does not guarantee future results. Index returns are not Fund returns.

An investor should consider investment objectives, risks, charges, and expenses carefully before investing. Go to CyberHornets.com to obtain a Prospectus or Summary prospectus, which contains this and other information, or call 1.844.BTC.ETFs (1.844.282.3837). Read the Prospectus carefully before investing. Investing involves risk, including possible loss of principal.

IMPORTANT RISK INFORMATION: XRP and XRP Spot contracts are relatively new investments. They are subject to unique and substantial risks, and historically, have been subject to significant price volatility. The value of an investment in the Fund could decline significantly and without warning. You should be prepared to lose the entirety of the XRP component of your investment in the Fund. The performance of XRP Spot contracts and therefore the performance of the Fund may differ significantly from the performance of XRP. XRP Spot Risks. XRP Spot expose the Fund to the following risks: Historically, XRP, and XRP Spot have been subject to significant price volatility. The price of XRP Spot may differ significantly from the spot price of XRP and changes in the price of XRP Spot may happen rapidly and without notice. The market for XRP Spot is less developed than older, more established spot markets (such as corn or wheat Spot) and may be more volatile and less liquid than other Spot markets. Although this market has grown since XRP Spot were initially developed, there is no guarantee that the market will continue to develop in ways that support the continued growth and operation of the Fund.

The value of XRP depends on the development and acceptance of the XRP network. The slowing or stopping of the development or acceptance of the XRP network may adversely affect an investment in the Fund. New competing digital assets may pose a challenge to XRP's current market position, resulting in a reduction in demand for XRP, which could have a negative impact on the price of XRP and XRP Spot, and thus a negative impact on the performance of the Fund. Market Risk: The market values of the portfolio's holdings rise and fall from day to day, so investments may lose value. Equity Securities Risk: The Fund invests in publicly traded equity securities, and their value may fluctuate, sometimes rapidly and unpredictably, which means a security may be worth more or less than when it was purchased. Liquidity Risk: Liquidity risk is the risk that the Fund might not be able to sell an investment without significantly changing the value of the investment on the Fund's books. Liquidity risk can be elevated by market disruptions or volatility, and during these periods, it may be difficult or impossible for the Fund to buy or sell an investment, including in XRP Spot, at a desired price. Derivatives Risk: The Fund's use of derivatives (in the form of XRP Spot) presents risks different than investing directly in traditional securities. Using derivatives can lead to losses because of adverse movements in the price or value of the underlying reference asset, which may be magnified by features of the derivatives. New Fund Risk: The Fund is a newly organized, non-diversified management investment company with no operating history. There can be no assurance that the Fund will grow to or maintain an economically viable size, or that an active trading market for the Fund's shares will develop or be maintained. Subsidiary Risk: The Fund expects to invest in XRP Spot through a wholly-owned subsidiary of the Fund, CYBER HORNET XXX (formerly ONEFUND International Ltd), organized under the laws of the Cayman Islands and advised by the Adviser. This Subsidiary is not subject to all of the investor protections of the Fund because it is not registered under The Investment Company Act of 1940. The Fund is exposed to the Risk of the Subsidiary's investments and will also incur the expenses of the Subsidiary. Changes in the laws of the US or the Cayman Islands could result in the inability of the Fund and/or the Subsidiary to operate as intended and could negatively affect the Fund and its shareholders. Correlation and Tracking Error Risk: Various factors may impact the Fund's ability to track the Index or achieve a high degree of correlation with the Index. For example, the Fund has operating and other expenses, while the Index does not. The Fund may not be fully invested at times, generally as a result of cash flows into or out of the Fund or excess cash held by the Fund for various reasons, which could create cash drag. As a result, the Fund may underperform the Index to some degree over time. S&P 500 Index is a market-capitalization-weighted index of the 500 leading publicly traded companies in the U.S. It is regarded as one of the best gauges of prominent American equities' performance. S&P XRP Spot Index measures the performance of XRP Spot contract trading on the Chicago Mercantile Exchange.

The S&P 500® and S&P XRP Spot 75/25 Blend Index (Custom) (the "Index") is a product of S&P Dow Jones Indices LLC or its affiliates ("SPDJI") and Third Party Licensor, and has been licensed for use by CYBER HORNET ETFs LLC (formerly ONEFUND). S&P®, S&P 500®, US 500, The S&P 500, iBoxx®, iTraxx® and CDX® are trademarks of S&P Global, Inc. or its affiliates ("S&P"); Dow Jones® is a registered trademark of Dow Jones Trademark Holdings LLC ("Dow Jones"); Third Party Licensor Trademarks are trademarks of the Third Party Licensor and these trademarks have been licensed for use by SPDJI and sublicensed for certain purposes by CYBER HORNET ETFs LLC (formerly ONEFUND). CYBER HORNET S&P 500® and XRP 75/25 Strategy ETF is not sponsored, endorsed, sold or promoted by SPDJI, Dow Jones, S&P, their respective affiliates, or Third Party Licensor and none of such parties make any representation regarding the advisability of investing in such product(s) nor do they have any liability for any errors, omissions, or interruptions of the Index.