



CYBER HORNET S&P 500® &
Solana 75/25 Strategy ETF



CYBER
HORNET
ETFs

As of 03/31/2026

FUND FACTS

Ticker Symbol	SSS
Company	Cyber Hornet Trust
CUSIP	68190A302
Exchange	Nasdaq
Benchmark	S&P 500® & Solana 75/25 Blend Index
Index Inception	01.26.26
Fund Inception	01.30.26
Number of Holdings	443
Weighting Method	Market Cap Weighting
Rebalance 75/25	Monthly
Morningstar Category	US Fund Misc. Allocation
Operating Expense Ratio	0.95%
Advisor	CYBER HORNET ETFs
Portfolio Manager	Michael G. Willis
Manager Tenure	05.01.2006
Fund Tenure	Since Inception
Net Assets	\$463,080
Dividends Schedule	Quarterly
Distributor	Foreside Fund Services, LLC
Administrator	U.S. Bank
Custodian	U.S. Bank



LEAD PORTFOLIO MANAGER Michael G. Willis

19 years Mutual Fund
Portfolio Management
Experience.

Michael Willis has been the Lead Portfolio Manager of SSS since its inception in 2026.

As the portfolio manager for the Fund, Mr. Willis is responsible for the day-to-day management of the Fund's portfolio.

Mr. Willis has also served as President of CYBER HORNET TRUST since 2006.

FUND OBJECTIVE

CYBER HORNET S&P 500® and Solana 75/25 Strategy ETF seeks to replicate, before fees and expenses, the total return of the S&P 500® and Solana Index 75/25 Blend Index (the "Index"), an index by Standard & Poor's. SSS invests in Solana.

REBALANCING

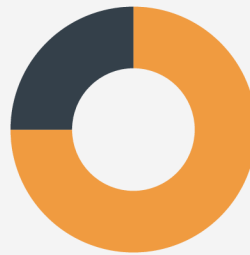
SSS offers a blended portfolio of the S&P 500® (75%) and Solana (25%) and Rebalances to give S&P 500® investors exposure to the high risk/return potential of Solana while seeking to lower the volatility of holding Solana directly.

S&P 500®

The S&P 500®, created in 1957 as the first U.S. market-cap-weighted stock market index, is widely regarded as the best single gauge of large-cap U.S. equities, comprising 500 leading companies across major industries and covering approximately 80% of available market capitalization, and today serves as the basis for many listed and over-the-counter investment instruments worldwide.

SOLANA

Solana, launched in 2020 as a high-performance proof-of-stake blockchain, is widely regarded as one of the leading smart contract platforms for decentralized applications, capable of processing tens of thousands of transactions per second with low fees through its innovative proof-of-history consensus mechanism, and today serves as the foundation for a thriving ecosystem of DeFi protocols, NFTs, and Web3 applications worldwide.



TARGET ALLOCATION

● S&P 500®	75%
● Solana	25%

Total Returns as of 03/31/2026*	1-Mo	YTD	S.I.
CYBER HORNET S&P 500® & Solana 75/25 Strategy ETF (SSS) - NAV	-3.93%	-12.49%	-12.49%
CYBER HORNET S&P 500® & Solana 75/25 Strategy ETF (SSS) - MKT	-4.16%	-12.60%	-12.60%
S&P 500® & S&P Solana 75/25 Blend Index	-3.36%	-11.77%	-10.05%
S&P 500® Index	-5.09%	-4.63%	-1.13%

*Returns for periods of less than one year are cumulative. All other returns are average annualized returns. Fund Inception Date: 01.30.26.

Performance data quoted represents past performance, which is not a guarantee of future results. Current performance may be lower or higher than the performance quoted. The principal value and investment return of an investment will fluctuate so that your shares, when redeemed, may be worth more or less than their original cost. You can obtain performance data current to the most recent month-end by calling 844.BTC.ETFs (844.282.3837) or CyberHornets.com.

Total return measures net investment income and capital gain or loss from portfolio investments. All performance shown assumes reinvestment of dividends and capital gains distributions. Returns for periods greater than one year are annualized. Shares are bought and sold at market price, not net asset value (NAV). Market returns are based upon the midpoint of the bid/ask spread at 4:00 p.m. Eastern time. NAV represents the value of each share's portion of the fund's underlying assets and cash at the end of the trading day. Your returns may differ if you traded shares at other times.



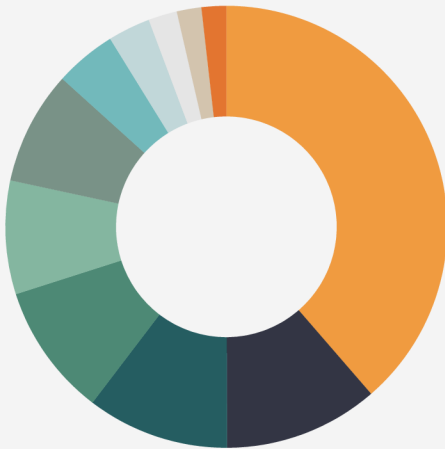
CYBER HORNET S&P 500® &
Solana 75/25 Strategy ETF



CYBER
HORNET
ETFs

As of 03/31/2026

SECTOR BREAKDOWN*

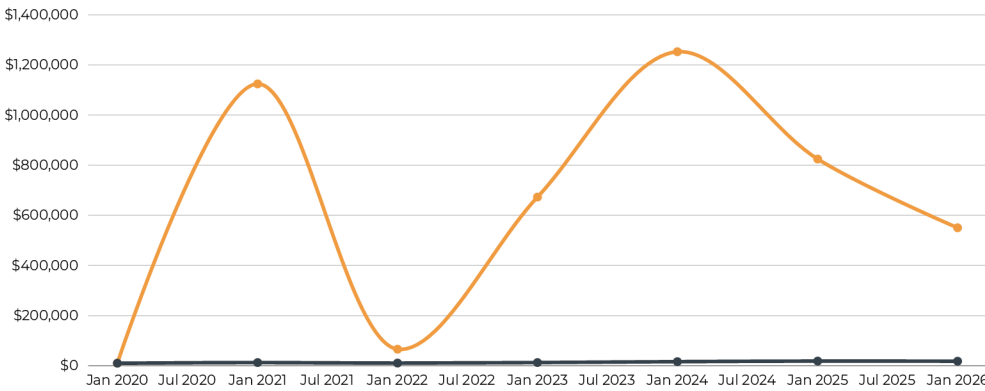


Information Technology	32.9%
Financials	12.6%
Communication Services	10.3%
Consumer Discretionary	9.9%
Health Care	9.5%
Industrials	9%
Consumer Staples	5.3%
Energy	4%
Utilities	2.1%
Materials	2.1%
Real Estate	2%

S&P 500® INDEX CHARACTERISTICS

# of Constituents	503
Largest S&P 500® Company	\$4.2T
Smallest S&P 500® Company	\$5.2B
Median Total Market Cap	\$39B
Weight Largest Constituent	7.6%
Weight Top 10 Constituents	36.5%

A \$10,000 investment into Solana on 06/30/2020 through 03/31/2026 would have grown to \$550,341. Sourced from Bloomberg - Historical Data**



Solana
\$550,341

S&P 500® Index
\$18,008

*S&P 500® Index and S&P Solana Spot 75/25 Blend Index (Custom) <https://www.spglobal.com/spdji/en/indices/digital-assets/sp-500-and-sp-solana-spot-75-25-blend-index-custom/#overview> SSS is Distributed by Foreside Fund Services, LLC.
**This is a hypothetical illustration which shows the growth of \$10,000 and does not include fees, nor does it represent any actual investment. Past performance does not guarantee future results. Index returns are not Fund returns.

An investor should consider investment objectives, risks, charges, and expenses carefully before investing. Go to CyberHornets.com to obtain a Prospectus or Summary prospectus, which contains this and other information, or call 1.844.BTC.ETFs (1.844.282.3837). Read the Prospectus carefully before investing. Investing involves risk, including possible loss of principal.

IMPORTANT RISK INFORMATION: Solana and Solana Spot contracts are relatively new investments. They are subject to unique and substantial risks, and historically, have been subject to significant price volatility. The value of an investment in the Fund could decline significantly and without warning. You should be prepared to lose the entirety of the Solana component of your investment in the Fund. The performance of Solana Spot contracts and therefore the performance of the Fund may differ significantly from the performance of Solana. Solana Spot Risk: Solana Spot expose the Fund to the following risks: Historically, Solana, and Solana Spot have been subject to significant price volatility. The price of Solana Spot may differ significantly from the spot price of Solana and changes in the price of Solana Spot may happen rapidly and without notice. The market for Solana Spot is less developed than older, more established Spot markets (such as corn or wheat Spot) and may be more volatile and less liquid than other Spot markets. Although this market has grown since Solana Spot were initially developed, there is no guarantee that the market will continue to develop in ways that support the continued growth and operation of the Fund.

The value of Solana depends on the development and acceptance of the Solana network. The slowing or stopping of the development or acceptance of the Solana network may adversely affect an investment in the Fund. New competing digital assets may pose a challenge to Solana's current market position, resulting in a reduction in demand for Solana, which could have a negative impact on the price of Solana and Solana Spot, and thus a negative impact on the performance of the Fund. Market Risk: The market values of the portfolio's holdings rise and fall from day to day, so investments may lose value. Equity Securities Risk: The Fund invests in publicly traded equity securities, and their value may fluctuate, sometimes rapidly and unpredictably, which means a security may be worth more or less than when it was purchased. Liquidity Risk: Liquidity risk is the risk that the Fund might not be able to sell an investment without significantly changing the value of the investment on the Fund's books. Liquidity risk can be elevated by market disruptions or volatility, and during these periods, it may be difficult or impossible for the Fund to buy or sell an investment, including in Solana Spot, at a desired price. Derivatives Risk: The Fund's use of derivatives (in the form of Solana Spot) presents risks different than investing directly in traditional securities. Using derivatives can lead to losses because of adverse movements in the price or value of the underlying reference asset, which may be magnified by features of the derivatives. New Fund Risk: The Fund is a newly organized, non-diversified management investment company with no operating history. There can be no assurance that the Fund will grow to or maintain an economically viable size, or that an active trading market for the Fund's shares will develop or be maintained. Subsidiary Risk: The Fund expects to invest in Solana Spot through a wholly-owned subsidiary of the Fund, CYBER HORNET BBB (formerly ONEFUND International Ltd), organized under the laws of the Cayman Islands and advised by the Adviser. This Subsidiary is not subject to all of the investor protections of the Fund because it is not registered under The Investment Company Act of 1940. The Fund is exposed to the Risk of the Subsidiary's investments and will also incur the expenses of the Subsidiary. Changes in the laws of the US or the Cayman Islands could result in the inability of the Fund and/or the Subsidiary to operate as intended and could negatively affect the Fund and its shareholders. Correlation and Tracking Error Risk: Various factors may impede the Fund's ability to track the Index or achieve a high degree of correlation with the Index. For example, the Fund has operating and other expenses, while the Index does not. The Fund may not be fully invested at times, generally as a result of cash flows into or out of the Fund or excess cash held by the Fund for various reasons, which could create cash drag. As a result, the Fund may underperform the Index to some degree over time. S&P 500 Index is a market-capitalization-weighted index of the 500 leading publicly traded companies in the U.S. It is regarded as one of the best gauges of prominent American equities' performance. S&P Solana Spot Index measures the performance of Solana Spot contract trading on the Chicago Mercantile Exchange.

The S&P 500® and S&P Solana Spot 75/25 Blend Index (Custom) (the "Index") is a product of S&P Dow Jones Indices LLC or its affiliates ("SPDJI") and Third Party Licensor, and has been licensed for use by CYBER HORNET ETFs LLC (formerly ONEFUND). S&P®, S&P 500®, US 500, The S&P 500, iBoxx®, iTraxx® and CDX® are trademarks of S&P Global, Inc. or its affiliates ("S&P"); Dow Jones® is a registered trademark of Dow Jones Trademark Holdings LLC ("Dow Jones"); Third Party Licensor Trademarks are trademarks of the Third Party Licensor and these trademarks have been licensed for use by SPDJI and sublicensed for certain purposes by CYBER HORNET ETFs LLC (formerly ONEFUND). CYBER HORNET S&P 500® and Solana 75/25 Strategy ETF is not sponsored, endorsed, sold or promoted by SPDJI, Dow Jones, S&P, their respective affiliates, or Third Party Licensor and none of such parties make any representation regarding the advisability of investing in such product(s) nor do they have any liability for any errors, omissions, or interruptions of the Index.